


# CODiE™ & CODEtte™

---

## The Code Officials



[WWW.CODIEANDCODETTE.ORG](http://WWW.CODIEANDCODETTE.ORG)



# Hi!


We're CODiE™ and CODEtte™ the Code Officials. Our job is to make the buildings where you live, play and go to school safe. Being a code official means that you make sure the buildings are built safe and strong. Fill out our activity book with your parents so you can learn what to do to make sure you and your family are always safe, aware and prepared. When you finish the book, you will earn the title of Junior Code Official. Good luck!

Visit CODiE and CODEtte online at  
[www.codieandcodette.org](http://www.codieandcodette.org)



# CODiE™'s Crossword

Help CODiE solve this puzzle and learn how to live green. Be sure to have your parents help out.



## WORD BANK

WATER	RECYCLE	PLASTIC
DONATE	CONSERVE	BULBS
ELECTRONIC	REDUCE	REUSE
LITTERING	WASTE	BATH
LIGHTS	COLD	

## ACROSS:

1. When you use something less often, you \_\_\_\_\_ your use.
3. Use Energy Star light \_\_\_\_ to save and conserve energy.
5. To \_\_\_\_ energy is one way to use electricity wisely.
6. If you do not use resources wisely, you \_\_\_\_ them.
8. One way to conserve is to turn off the \_\_\_\_ while brushing your teeth.
10. Be sure to turn off the \_\_\_\_ when you leave a room.
12. Be sure to turn off all DVD players, video games, TV's, computers and other \_\_\_\_ devices when not in use.
13. One way to recycle is to \_\_\_\_ used items to charity instead of throwing them away.

## DOWN:

1. \_\_\_\_ means finding a new use for something instead of throwing it away.
2. Try using a reusable bag when shopping instead of using a \_\_\_\_ bag.
4. When you use something more than once, you \_\_\_\_\_ it.
7. Save water by taking a shower instead of a \_\_\_\_ .
9. Throwing trash on the ground is called \_\_\_\_ . Always throw trash in a can or recycle bin.
11. Use \_\_\_\_ water instead of hot when you help mom and dad with the laundry.

**Answers: Across** 1.Reduce 3.Bulbs 5.Conserve 6.Waste 8.Water 10.Lights  
12.Electronic 13.Donate  
**Down:** 1.Recycle 2.Plastic 4.Reuse 7.Bath 9.Littering 11.Cold

# Safety Search

U E G U O D H O N D A W  
S S E O D A N R O T R Q  
D H A V I D D O H R R Z  
N R R L U N L U E S G O  
I F T D R F R I A T N O  
W R H O L R O T T I I R  
E R Q R I W G G W I N I  
R L U C A Q W E A H T N  
E L A E E I N T V A H O  
V N K A R T E I E N G Q  
E Z E E R F R E T N I W  
S W I L D F I R E T L L

Can you find the following natural disasters and weather perils in the word search?

EARTHQUAKE

FLOOD

HAIL

HEAT WAVE

HURRICANE

LIGHTNING

SEVERE WINDS

TORNADOES

WILDFIRE

WINTER FREEZE



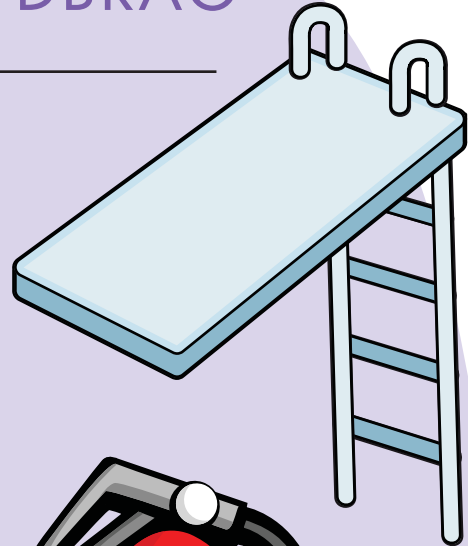
# Safety Scramble

Unscramble the pictures below. Be sure to talk with mom and dad to see if the picture is safe or unsafe for you.



GNIDVI DBRAO

---




LILGR

---



IREF REITHXGUINSE

---



EDALDR

---

MSMGIWIN OLOP

---



Answers: Diving Board, Grill, Fire Extinguisher, Swimming Pool, Ladder

# Safety Kit Fun




Be sure to always have a safety kit around the house in case of bad weather and circle 10 items CODiE should put in his kit.



*Answers: Radio, Money, Canned Food, Flashlight, BandAid, Batteries, Dog Food, Files, Water, Medicine, Bank, Bone, Sneaker, Piano, Lamp, Crayons, GLOBE, Hair Dryer, Hot Food, Ice Cream*

# Fire Escape


Always have a plan for escape in case of a fire.  
Help CODEtte find her way to exit safely out of the home.





# Fire Danger Find

This bedroom looks dangerous! Help CODiE make this hazardous room safer.  
Circle 8 dangers which may cause a fire or make it hard to escape.



“Great Job!”

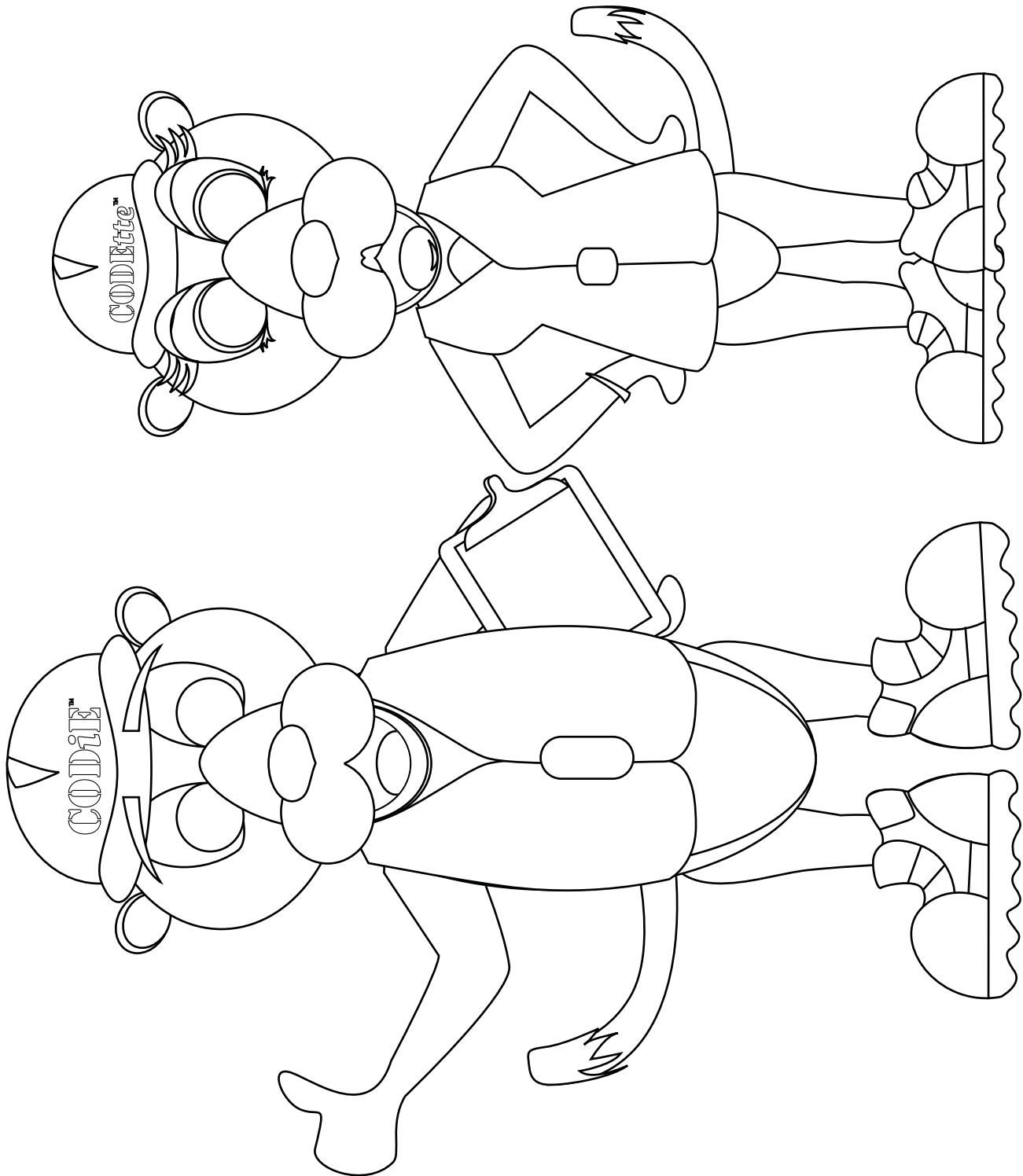
**Answers:** 1. Matches on the floor on top of the newspapers. 2. Lamp without lampshade in contact with curtains. 3. A candle burning unattended directly under clothing. 4. Cords coming out of the light fixture. 5. Iron left on. 6. Too many electronics tangled together in outlet. 7. Space heater is covered with a blanket. 8. Security bars across window.

[www.codieandcodette.org](http://www.codieandcodette.org)

© Copyright 2013 – All Rights Reserved International Code Council

# Coloring Fun

Color in CODiE and CODEtte.






*This certificate is presented to:*

\_\_\_\_\_


*For successfully completing their Junior Code Official training*

*on this \_\_\_\_\_ day of \_\_\_\_\_*  
*by the International Code Council.*



\_\_\_\_\_

*CODIE the Code Official™*



\_\_\_\_\_

*CODEtte the Code Official™*



## Building Safety Month

### International Code Council

The International Code Council (ICC) is a membership association dedicated to building safety and fire prevention. The Council develops the codes used to construct residential and commercial buildings, including homes and schools. Most U.S. cities, counties and states that adopt codes choose the International Codes developed by the ICC.

For more information about the ICC, call 1-888-ICC-SAFE (422-7233) or visit [www.iccsafe.org](http://www.iccsafe.org)

